

Daily Bond Market Update

May 11, 2026

Market Review

Government bond prices extended to strengthen in trading on Friday (08/05). Indonesia Composite Bond Index increased by 0.03% to 438.99. Yield of 5-year (FR0109) and 10-year (FR0108) IGB benchmark dropped 4.0 bps and 5.4 bps to 6.45% and 6.54%. Meanwhile, yield of 15-year (FR0106) and 20-year (FR0107) IGB benchmark declined 0.5 bps and 0.2 bps to 6.74% and 6.71%, respectively.

Job creation topped muted expectations though the plodding US labor market sent up several flags for a potential slowdown this year, the Bureau of Labor Statistics reported Friday. Non-farm payrolls rose by 115,000 for the month, down from the 185,000 created in an unusually strong March, but better than the 55,000 forecast in the Dow Jones consensus estimate. The unemployment rate held at 4.3%, further proof that the labor market has reached a point where only modest job creation is needed to keep the jobless level steady, given little growth in the labor force. Average hourly earnings, another closely watched metric of labor market health, came in lower than expected, increasing 0.2% for the month and 3.6% on an annual basis, compared with respective estimates for 0.3% and 3.8%. However, the month also saw another drop in the labor force and a decline in tech-related jobs in the low-hire low-fire environment that has prevailed since the early part of 2025. The report is evidence of the underlying resilience of this economy and of this labor market, despite all of the slings and arrows of outrageous concerns about the Middle East and unemployment and inflation and the Fed. The so-called real unemployment rate jumped in large part to a surge in those employed part time for economic reasons, often referred to as unemployed. The level rose by 445,000 to 4.9 million. Revisions from prior reports were mixed: The March count rose by 7,000 while the February number moved even lower, down by 23,000 to a loss of 156,000. The initial report put the February job loss at 92,000. The report comes at a delicate time for the Federal Reserve, which has seen an unusual level of disagreement among officials about monetary policy.

Indonesia's foreign exchange reserves at the end of April 2026 reached US\$146.2 billion, down from US\$148.2 billion at the end of March 2026.

This development was influenced by tax and service revenues, as well as the issuance of global government bonds amidst government foreign debt payments and the Rupiah exchange rate stabilization policy. This stabilization policy was Bank Indonesia's response to increasing global financial market uncertainty. The foreign exchange reserves at the end of April 2026 were equivalent to financing 5.8 months of imports or 5.6 months of imports and government foreign debt payments, and were above the international adequacy standard of around 3 months of imports. Bank Indonesia assesses that these foreign exchange reserves are capable of supporting external sector resilience and maintaining macroeconomic and financial system stability. Going forward, Bank Indonesia believes that external sector resilience will remain strong, supported by an adequate foreign exchange reserve position and foreign capital inflows in line with positive investor perceptions of the national economic outlook and consistently attractive investment returns. Bank Indonesia continues to enhance synergy with the Government in strengthening external resilience to maintain economic stability and support sustainable economic growth. Foreign exchange reserve data can influence the movement of the Indonesian debt market because it reflects the strength of external fundamentals and Bank Indonesia's ability to maintain rupiah exchange rate stability and meet international payment obligations.

Corporate News

PEFINDO has assigned its idAAA rating with stable outlook to PT Pertamina Power Indonesia (Pertamina NRE). The rating is mainly driven by the very strong likelihood of support from PT Pertamina (Persero) as the parent company. Pertamina NRE's standalone credit profile reflects the Company's very strong market position, as well as a secure revenue stream with stable profit margins. However, the rating is constrained by execution risks related to its project pipeline and exposure to geological risks. The rating may be lowered if we view that there is a strong indication of weakening support from the Parent. Any change in the parent's rating may also result in a similar rating action to Pertamina NRE. Pertamina NRE is a sub-holding company under Pertamina focused on new and renewable energy development.

IGB Benchmark Bonds

Series	TTM (Year)	Price (bps)	Yield	Price
FR0109	4.85	17	6.45%	97.65
FR0108	9.9	39	6.54%	99.69
FR0106	14.3	4	6.74%	103.44
FR0107	19.3	2	6.71%	104.46

Source: PHEI

10-year Government Bond Yield

Country	Yield (%)	(-1 day)	Chg. (bps)
India	6.97	6.93	3.60
Turkey	31.2	30.8	32.5
Singapore	2.06	2.07	-0.60
Thailand	2.16	2.18	-1.80
Malaysia	3.56	3.56	0.00
Korea	3.91	3.90	1.70
China	1.76	1.76	0.20
Japan	2.47	2.47	0.40
US	4.36	4.39	-3.20

Source: Bloomberg

Government Bond Ownership

Institution	In Trillion IDR	In Percentage (%)
Bank	1,223.4	18.0%
Bank Indonesia	1,822.0	26.8%
Mutual Fund	257.6	3.79%
Insurance & Pension Fund	1,371.3	20.2%
Foreigners	866.9	12.7%
Individual	550.2	8.09%
Others	710.7	10.4%
Total	6,802.1	100.0%

Source: DJPPR (as of April 30, 2026)

Currency Movement

FX Rate	10-May	(-1 day)	Chg. (%)
USD/IDR	17373	17342	0.18%
EUR/USD	1.179	1.173	0.52%
GBP/USD	1.363	1.356	0.56%
USD/JPY	156.7	156.9	-0.16%
USD/SGD	1.267	1.269	-0.15%
USD/MYR	3.921	3.908	0.34%

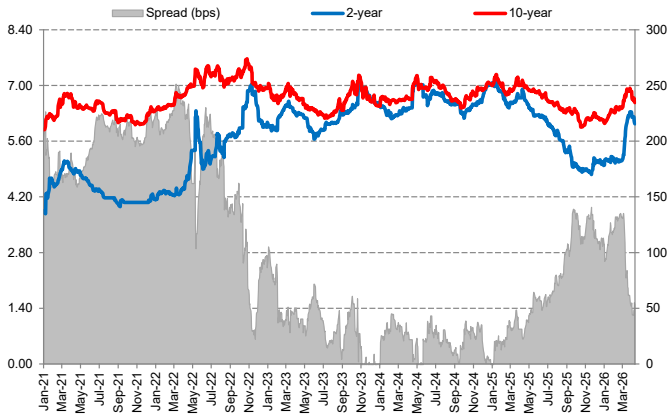
Source: Bloomberg

Money Market

	10-May	(-1 day)	(-1 week)	(-1 month)
JIBOR				
O/N	5.90	5.90	5.90	5.90
1M	5.03	5.03	5.03	5.03
3M	5.46	5.46	5.46	5.46
LIBOR				
1M	4.96	4.96	4.96	4.96
3M	4.85	4.85	4.85	4.85
6M	4.68	4.68	4.68	4.68
Indonesia Interest Rates				
Deposit 1M	3.63	3.59	3.64	3.60
Lending	14.3	14.5	14.5	14.3

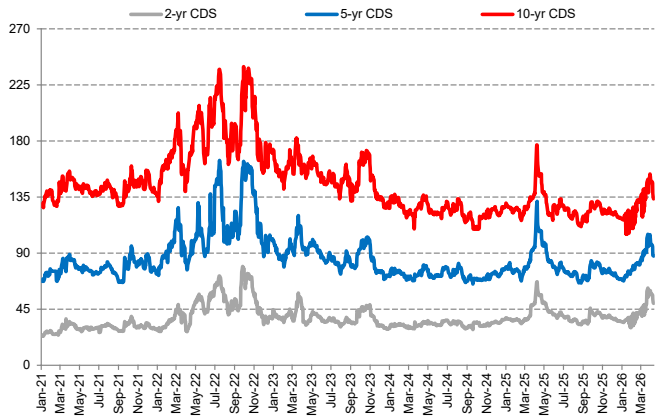
Source: Bloomberg

Yield Spread Between 2- and 10-year Bond



Source: Bloomberg

Credit Default Swap



Source: Bloomberg

US Economic Calendar

Date	Report
May 4, 2026	Factory Orders
May 5, 2026	US Trade Balance; Job Openings
May 6, 2026	ADP Employment
May 7, 2026	Initial Jobless Claims
May 8, 2026	US Employment Report
May 11, 2026	Existing Home Sales
May 12, 2026	Consumer Price Index
May 13, 2026	Producer Price Index
May 14, 2026	Initial Jobless Claims; US Retail Sales
May 15, 2026	Industrial Production

Indonesia Economic Calendar

Date	Report
May 4, 2026	Inflation Rate
May 5, 2026	Sukuk Auction; GDP Growth Rate
May 6, 2026	S&P Global Manufacturing PMI
May 7, 2026	---
May 8, 2026	Foreign Exchange Reserves
May 11, 2026	Consumer Confidence
May 12, 2026	Retail Sales
May 13, 2026	---
May 14, 2026	---
May 15, 2026	---

Auction Result: Conventional IGB (in Billion IDR)

Date	Series	TTM	Target Issuance	Incoming Bids	Total Incoming Bids	Nominal Awarded	Total Awarded	Awarded Yield
28-Apr-26	SPN01260530	01-mo	36,000	3,435	74,951	1,000	40,000	4.890%
	SPN12260730	03-mo		3,194		2,400		5.400%
	SPN12270429	12-mo		4,562		4,400		5.550%
	FR0109	05-yr		34,744		15,750		6.635%
	FR0108	10-yr		9,221		3,250		6.810%
	FR0106	14-yr		4,692		2,700		6.818%
	FR0107	19-yr		7,050		5,150		6.750%
	FR0102	29-yr		4,200		3,600		6.865%
	FR0105	39-yr		3,853		1,750		6.880%

Source: DJPPR

Auction Result: Sukuk (in Billion IDR)

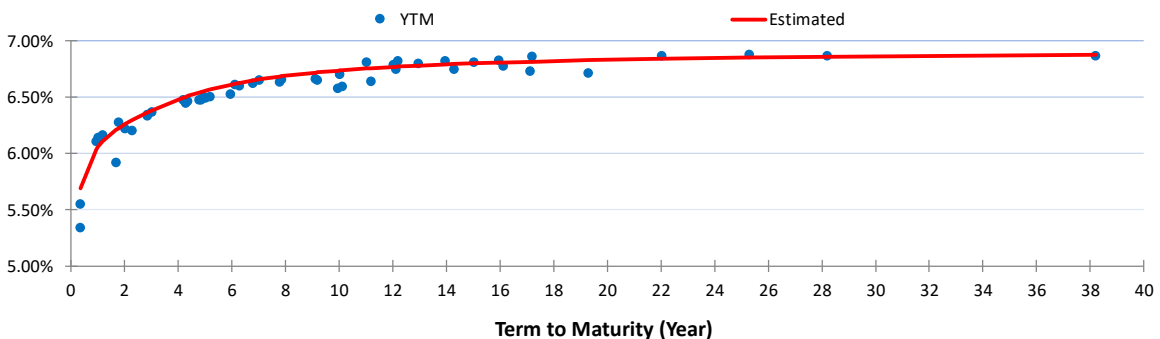
Date	Series	TTM	Target Issuance	Incoming Bids	Total Incoming Bids	Nominal Awarded	Total Awarded	Awarded Yield
5-May-26	SPNS01062026	01-mo	12,000	2,822	21,197	900	12,000	5.500%
	SPNS12102026	06-mo		1,330		-		-
	SPNS03022027	09-mo		4,205		2,250		6.089%
	PBS030	02-yr		2,621		1,200		6.418%
	PBS040	04-yr		1,261		500		6.478%
	PBSG02	07-yr		1,930		1,850		6.722%
	PBS034	13-yr		2,755		2,100		6.754%
	PBS038	23-yr		4,273		3,200		6.810%

Source: DJPPR

Government Bonds Prices
Closing Data: 8-May-2026

Series	Maturity	TTM	Coupon	Price	YTM	Estimated Yield	Fair Price	Spread (bps)	Modified Duration	Recommendation
FR0037	15-Sep-26	0.36	12.00%	102.21	5.335%	5.687%	102.15	-6	0.344	Fair
FR0056	15-Sep-26	0.36	8.375%	100.93	5.546%	5.687%	100.91	-2	0.344	Fair
FR0090	15-Apr-27	0.94	5.125%	99.13	6.101%	6.032%	99.18	5	0.897	Fair
FR0059	15-May-27	1.02	7.000%	100.83	6.138%	6.059%	100.91	8	0.941	Fair
FR0042	15-Jul-27	1.19	10.25%	104.56	6.158%	6.107%	104.66	10	1.085	Cheap
FR0094	15-Jan-28	1.69	5.600%	99.49	5.916%	6.209%	99.03	-47	1.561	Dear
FR0047	15-Feb-28	1.78	10.00%	106.11	6.271%	6.223%	106.23	12	1.590	Cheap
FR0064	15-May-28	2.02	6.125%	99.83	6.215%	6.259%	99.75	-8	1.818	Fair
FR0095	15-Aug-28	2.27	6.375%	100.35	6.200%	6.293%	100.16	-19	2.060	Dear
FR0071	15-Mar-29	2.85	9.000%	106.81	6.339%	6.363%	106.77	-4	2.482	Fair
FR0101	15-Mar-29	2.85	6.875%	101.42	6.332%	6.363%	101.31	-12	2.537	Dear
FR0078	15-May-29	3.02	8.250%	105.08	6.366%	6.381%	105.06	-3	2.561	Fair
FR0104	15-Jul-30	4.19	6.500%	100.10	6.470%	6.494%	100.01	-9	3.547	Fair
FR0052	15-Aug-30	4.27	10.50%	114.89	6.443%	6.500%	114.70	-20	3.426	Dear
FR0082	15-Sep-30	4.36	7.000%	102.01	6.459%	6.507%	101.83	-18	3.678	Dear
FR0087	15-Feb-31	4.78	6.500%	100.10	6.473%	6.539%	99.83	-26	3.993	Dear
FR0109	15-Mar-31	4.85	5.875%	97.55	6.469%	6.544%	97.25	-31	4.115	Dear
FR0085	15-Apr-31	4.94	7.750%	105.19	6.500%	6.550%	104.99	-20	4.067	Dear
FR0073	15-May-31	5.02	8.750%	109.55	6.486%	6.555%	109.26	-29	3.929	Dear
FR0054	15-Jul-31	5.19	9.500%	112.99	6.502%	6.566%	112.71	-28	4.042	Dear
FR0091	15-Apr-32	5.94	6.375%	99.29	6.520%	6.608%	98.86	-43	4.854	Dear
FR0058	15-Jun-32	6.11	8.250%	108.12	6.608%	6.616%	108.08	-3	4.671	Fair
FR0074	15-Aug-32	6.28	7.500%	104.55	6.599%	6.624%	104.42	-12	4.906	Dear
FR0096	15-Feb-33	6.78	7.000%	102.05	6.617%	6.646%	101.89	-15	5.267	Dear
FR0065	15-May-33	7.02	6.625%	99.88	6.646%	6.655%	99.83	-5	5.369	Fair
FR0100	15-Feb-34	7.78	6.625%	99.95	6.632%	6.681%	99.65	-30	5.913	Dear
FR0068	15-Mar-34	7.86	8.375%	110.38	6.653%	6.683%	110.19	-18	5.760	Dear
FR0080	15-Jun-35	9.11	7.500%	105.64	6.661%	6.716%	105.26	-38	6.431	Dear
FR0103	15-Jul-35	9.19	6.750%	100.69	6.646%	6.718%	100.20	-49	6.641	Dear
FR0108	15-Apr-36	9.95	6.500%	99.45	6.576%	6.733%	98.32	-112	7.198	Dear
FR0072	15-May-36	10.03	8.250%	111.20	6.696%	6.735%	110.91	-29	6.709	Dear
FR0088	15-Jun-36	10.11	6.250%	97.52	6.590%	6.737%	96.47	-105	7.182	Dear
FR0045	15-May-37	11.03	9.750%	122.55	6.806%	6.752%	123.04	49	6.897	Cheap
FR0093	15-Jul-37	11.19	6.375%	97.94	6.638%	6.755%	97.04	-89	7.714	Dear
FR0075	15-May-38	12.03	7.500%	105.82	6.783%	6.766%	105.97	15	7.711	Cheap
FR0098	15-Jun-38	12.11	7.125%	103.09	6.746%	6.767%	102.91	-18	7.884	Dear
FR0050	15-Jul-38	12.19	10.50%	130.11	6.818%	6.768%	130.62	50	7.348	Cheap
FR0079	15-Apr-39	12.95	8.375%	113.42	6.797%	6.777%	113.61	19	8.135	Cheap
FR0083	15-Apr-40	13.95	7.500%	106.06	6.818%	6.788%	106.35	29	8.699	Cheap
FR0106	15-Aug-40	14.28	7.125%	103.46	6.742%	6.791%	103.01	-45	8.840	Dear
FR0057	15-May-41	15.03	9.500%	125.08	6.807%	6.798%	125.19	11	8.406	Cheap
FR0062	15-Apr-42	15.95	6.375%	95.67	6.825%	6.805%	95.85	19	9.722	Cheap
FR0092	15-Jun-42	16.12	7.125%	103.41	6.773%	6.806%	103.08	-32	9.360	Dear
FR0097	15-Jun-43	17.12	7.125%	104.00	6.727%	6.813%	103.12	-89	9.692	Dear
FR0067	15-Jul-43	17.20	8.750%	119.27	6.855%	6.813%	119.42	15	9.315	Cheap
FR0107	15-Aug-45	19.28	7.125%	104.41	6.712%	6.825%	103.17	-124	10.44	Dear
FR0076	15-May-48	22.04	7.375%	105.74	6.865%	6.837%	106.07	33	10.75	Cheap
FR0089	15-Aug-51	25.29	6.875%	99.96	6.877%	6.848%	100.30	35	11.73	Cheap
FR0102	15-Jul-54	28.21	6.875%	100.11	6.865%	6.856%	100.22	11	12.13	Cheap
FR0105	15-Jul-64	38.21	6.875%	100.17	6.862%	6.874%	100.01	-16	13.18	Dear

Source: Bloomberg, Shinhan Sekuritas Indonesia & NSS Model Calculation





Research Team		
Helmi Therik, FRM	Head of Research	helmi@shinhan.com
Billy Ibrahim Djaya	Research Analyst	billy.ibrahim@shinhan.com
Muhammad Adra Wijasena	Fixed Income Analyst	adra.wijasena@shinhan.com

Office
<p>PT. Shinhan Sekuritas Indonesia Member of Indonesia Stock Exchange</p>
<p>Head Office : Equity Tower Floor. 50 Sudirman Central Business District Lot 9 Jl. Jend. Sudirman Kav. 52-53 Senayan Jakarta 12920 Indonesia Telp.: (+62-21) 80869900 Fax : (+62-21) 22057925</p>

Disclaimer: All opinions and estimates included in this report constitute our judgments as of the date of this report and are subject to changes without notice. This information has been compiled from sources we believe to be reliable, but we do not hold ourselves responsible for its completeness or accuracy. It is not an offer to sell or solicitation of an offer to buy any securities. Clients should consider whether it is suitable for their particular circumstances before acting on any opinions and recommendations in this report. This report is distributed to our clients only, and any unauthorized use, duplication, or redistribution of this report is prohibited.