

# Daily Bond Market Update

May 22, 2026

## Market Review

### Government bond prices closed mixed in trading on Thursday (21/05).

Indonesia Composite Bond Index slightly increased by 0.01% to 436.31. Yield of 5-year (FR0109) and 10-year (FR0108) IGB benchmark dropped 8.5 bps and 2.3 bps to 6.65% and 6.75%. Meanwhile, yield of 15-year (FR0106) and 20-year (FR0107) IGB benchmark advanced 0.2 bps and declined 5.9 bps to 6.82% and 6.81%, respectively.

### The number of Americans filing claims for unemployment benefits fell last week, pointing to labor market resilience and giving the Federal Reserve room to focus on rising inflation.

Initial claims for state unemployment benefits slipped 3,000 to a seasonally adjusted 209,000 for the week ended May 16, the Labor Department said on Thursday (May 21). Economists polled by Reuters had forecast 210,000 claims for the latest week. Though economists expect claims to rise in the summer because of a seasonal quirk, the labor market remains in a holding pattern. Financial markets expect the US central bank to keep its benchmark overnight interest rate in the 3.50%-3.75% range into next year. The US-Israel war with Iran has disrupted shipping in the Strait of Hormuz, boosting oil prices and those of other commodities, including fertilizers, petrochemicals and aluminum. Minutes of the central bank's April 28-29 meeting published on Wednesday showed concerns about inflation being stoked by the Iran war intensified last month, with a growing number of policymakers saying the Fed should lay the groundwork for a possible rate hike. Policymakers generally expected labor market conditions to remain stable in the near term, the minutes showed, though most judged that risks to the employment side of the Fed's dual mandate were tilted to the downside. Last week's claims data covered the period during which the government surveyed businesses for the non-farm payrolls component of May's employment report.

### The Rupiah stabilization policy continues to be strengthened through intervention in the offshore market through NDF and intervention in the domestic market through the spot market, DNDF, and the purchase of Government Securities in the secondary market.

This is also supported by strengthening foreign exchange market transaction policies and expanding foreign exchange monetary operation instruments. The BI-Rate interest rate policy is being implemented to remain consistent with efforts to strengthen Rupiah exchange rate stability and achieve the inflation target of 2.5%±1% in 2026 and 2027. This policy is supported by strengthening the interest rate structure strategy for monetary operation instruments with increases in the SRBI interest rate as mentioned above as part of Rupiah exchange rate stabilization. Bank Indonesia also continues to optimize various pro-market monetary instruments to encourage increased foreign capital inflows into the country, thereby supporting Rupiah exchange rate stabilization. The position of SRBI monetary instruments as of May 18, 2026, was recorded at IDR921.88 trillion, with non-resident ownership increasing to IDR221.59 trillion (24.04% of the total outstanding), thus supporting efforts to maintain Rupiah exchange rate stability. To maintain adequate liquidity in the money and banking markets, and at the same time as a form of close synergy between monetary and fiscal policies, Bank Indonesia also purchased SBN, which in 2026 (as of May 19, 2026) reached IDR140.57 trillion, including purchases in the secondary market of IDR73.28 trillion. SBN purchases in the secondary market were carried out in accordance with market mechanisms, were measured, transparent, and consistent with the monetary program to maintain economic stability and maintain the credibility of monetary policy.

## Corporate News

**Perum Jasa Tirta II rated idAAA with stable outlook.** The rating is mainly driven by the very strong likelihood of support from the government. Jasa Tirta II's standalone credit profile reflects the Company's strong national penetration and conservative financial policy. The rating is constrained by its inflexibility to adjust tariffs and inherent risk from seasonal conditions. The rating may be lowered if PEFINDO views a material weakening of government support. The reduction of Jasa Tirta II's service area or revocation of rights to collect Biaya Jasa Pengelolaan Sumber Daya Air (BJPSDA), which will negatively affect Jasa Tirta II's financial profile, may indicate such weakening of support. Jasa Tirta II was established in 1967 under the name of Perusahaan Negara Jatiluhur and changed its name to Perusahaan Umum (Perum) Jasa Tirta II in 1999.

## IGB Benchmark Bonds

Series	TTM (Year)	Price (bps)	Yield	Price
FR0109	4.82	34	6.65%	96.82
FR0108	9.9	20	6.75%	98.22
FR0106	14.2	-1	6.82%	102.75
FR0107	19.2	64	6.81%	103.34

Source: PHEI

## 10-year Government Bond Yield

Country	Yield (%)	(-1 day)	Chg. (bps)
India	7.11	7.08	3.30
Turkey	33.1	33.0	8.50
Singapore	2.17	2.23	-6.00
Thailand	2.38	2.40	-2.20
Malaysia	3.61	3.62	-1.10
Korea	4.17	4.20	-2.90
China	1.75	1.74	0.50
Japan	2.76	2.77	-1.10
US	4.57	4.59	-1.40

Source: Bloomberg

## Government Bond Ownership

Institution	In Trillion IDR	In Percentage (%)
Bank	1,175.3	17.2%
Bank Indonesia	1,876.2	27.5%
Mutual Fund	261.5	3.83%
Insurance & Pension Fund	1,387.6	20.3%
<b>Foreigners</b>	<b>867.0</b>	<b>12.7%</b>
Individual	552.6	8.09%
Others	714.8	10.5%
<b>Total</b>	<b>6,835.0</b>	<b>100.0%</b>

Source: DJPPR (as of May 18, 2026)

## Currency Movement

FX Rate	21-May	(-1 day)	Chg. (%)
USD/IDR	17654	17605	0.28%
EUR/USD	1.162	1.162	-0.04%
GBP/USD	1.343	1.344	-0.03%
USD/JPY	159.0	158.9	0.04%
USD/SGD	1.278	1.278	-0.01%
USD/MYR	3.960	3.970	-0.25%

Source: Bloomberg

## Money Market

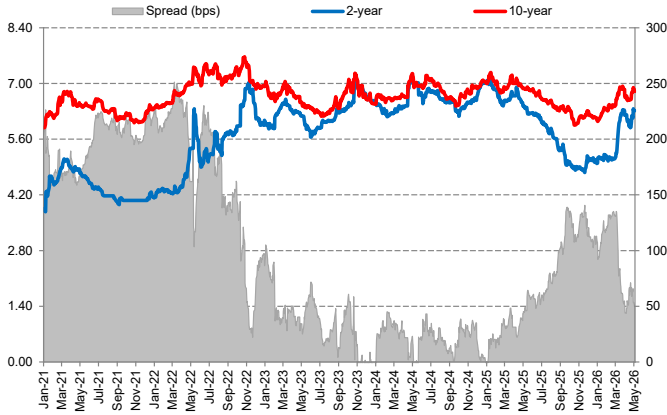
	21-May	(-1 day)	(-1 week)	(-1 month)
<b>JIBOR</b>				
O/N	5.90	5.90	5.90	5.90
1M	5.03	5.03	5.03	5.03
3M	5.46	5.46	5.46	5.46
<b>LIBOR</b>				
1M	4.96	4.96	4.96	4.96
3M	4.85	4.85	4.85	4.85
6M	4.68	4.68	4.68	4.68

## Indonesia Interest Rates

Deposit 1M	3.65	3.63	3.65	3.58
Lending	15.0	15.0	14.4	14.4

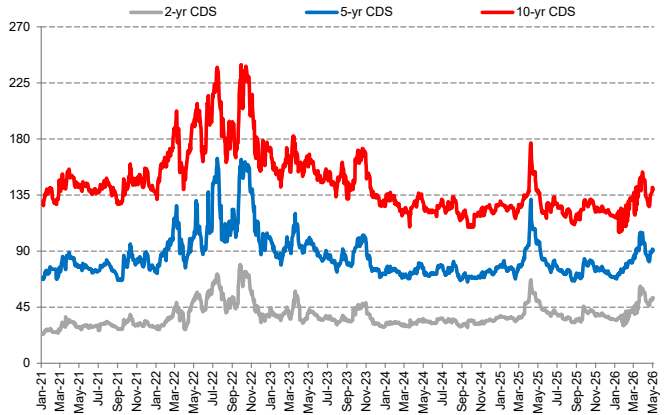
Source: Bloomberg

### Yield Spread Between 2- and 10-year Bond



Source: Bloomberg

### Credit Default Swap



Source: Bloomberg

### US Economic Calendar

Date	Report
May 18, 2026	---
May 19, 2026	Pending Home Sales
May 20, 2026	Minutes of Fed's May FOMC Meeting
May 21, 2026	Initial Jobless Claims
May 22, 2026	Consumer Sentiment
May 25, 2026	---
May 26, 2026	CB Consumer Confidence
May 27, 2026	Money Supply
May 28, 2026	Initial Jobless Claims; PCE Price Index
May 29, 2026	Durable Goods Orders

### Indonesia Economic Calendar

Date	Report
May 18, 2026	External Debt Position
May 19, 2026	Sukuk Auction
May 20, 2026	Interest Rate Decision
May 21, 2026	---
May 22, 2026	Balance of Payments; M2 Money Supply
May 25, 2026	---
May 26, 2026	Conventional Auction
May 27, 2026	---
May 28, 2026	---
May 29, 2026	---

### Auction Result: Conventional IGB (in Billion IDR)

Date	Series	TTM	Target Issuance	Incoming Bids	Total Incoming Bids	Nominal Awarded	Total Awarded	Awarded Yield
12-May-26	SPN01260617	01-mo	36,000	4,195	51,399	3,850	30,300	5.250%
	SPN12260813	03-mo		1,651		1,650		5.900%
	SPN12270517	12-mo		4,260		1,000		6.150%
	FR0109	05-yr		14,982		3,350		6.679%
	FR0108	10-yr		7,482		4,200		6.730%
	FR0106	14-yr		4,891		4,450		6.840%
	FR0107	19-yr		5,175		4,400		6.830%
	FR0102	29-yr		4,717		4,300		6.919%
	FR0105	39-yr		4,046		3,100		6.930%

Source: DJPPR

### Auction Result: Sukuk (in Billion IDR)

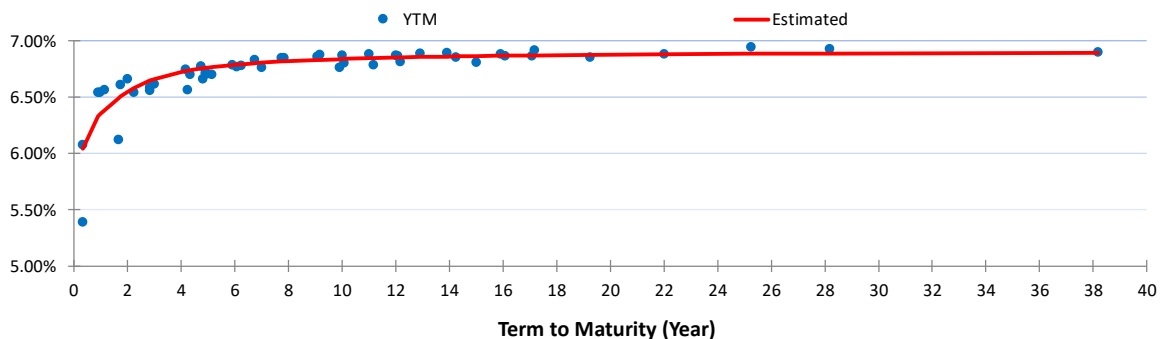
Date	Series	TTM	Target Issuance	Incoming Bids	Total Incoming Bids	Nominal Awarded	Total Awarded	Awarded Yield
19-May-26	SPNS13072026	01-mo	12,000	930	18,795	500	12,000	5.750%
	SPNS23112026	06-mo		1,589		1,500		5.850%
	SPNS03022027	09-mo		4,499		2,450		6.100%
	PBS030	02-yr		3,664		1,250		6.540%
	PBS040	04-yr		1,184		500		6.597%
	PBSG02	07-yr		1,590		750		6.749%
	PBS034	13-yr		640		600		6.810%
	PBS038	23-yr		4,699		4,450		6.870%

Source: DJPPR

**Government Bonds Prices**  
Closing Data: 21-May-2026

Series	Maturity	TTM	Coupon	Price	YTM	Estimated Yield	Fair Price	Spread (bps)	Modified Duration	Recommendation
FR0037	15-Sep-26	0.32	12.00%	101.96	5.390%	6.039%	101.82	-14	0.310	Dear
FR0056	15-Sep-26	0.32	8.375%	100.66	6.077%	6.039%	100.70	4	0.309	Fair
FR0090	15-Apr-27	0.90	5.125%	98.79	6.538%	6.329%	98.95	17	0.861	Cheap
FR0059	15-May-27	0.98	7.000%	100.42	6.542%	6.349%	100.61	19	0.936	Cheap
FR0042	15-Jul-27	1.15	10.25%	103.97	6.563%	6.388%	104.21	23	1.048	Cheap
FR0094	15-Jan-28	1.65	5.600%	99.19	6.120%	6.490%	98.62	-57	1.525	Dear
FR0047	15-Feb-28	1.74	10.00%	105.43	6.609%	6.505%	105.64	21	1.553	Cheap
FR0064	15-May-28	1.99	6.125%	99.03	6.656%	6.545%	99.23	20	1.835	Cheap
FR0095	15-Aug-28	2.24	6.375%	99.65	6.541%	6.580%	99.57	-8	2.021	Fair
FR0071	15-Mar-29	2.82	9.000%	106.08	6.585%	6.644%	105.95	-13	2.443	Dear
FR0101	15-Mar-29	2.82	6.875%	100.81	6.559%	6.644%	100.57	-24	2.499	Dear
FR0078	15-May-29	2.99	8.250%	104.36	6.611%	6.658%	104.24	-11	2.622	Dear
FR0104	15-Jul-30	4.15	6.500%	99.12	6.743%	6.729%	99.17	5	3.504	Fair
FR0052	15-Aug-30	4.24	10.50%	114.31	6.562%	6.733%	113.67	-64	3.388	Dear
FR0082	15-Sep-30	4.32	7.000%	101.11	6.697%	6.736%	100.96	-14	3.637	Dear
FR0087	15-Feb-31	4.74	6.500%	98.91	6.771%	6.752%	98.98	7	3.948	Fair
<b>FR0109</b>	<b>15-Mar-31</b>	<b>4.82</b>	<b>5.875%</b>	<b>96.80</b>	<b>6.660%</b>	<b>6.754%</b>	<b>96.42</b>	<b>-38</b>	<b>4.075</b>	<b>Dear</b>
FR0085	15-Apr-31	4.90	7.750%	104.27	6.709%	6.757%	104.07	-19	4.024	Dear
FR0073	15-May-31	4.99	8.750%	108.53	6.704%	6.760%	108.30	-23	4.043	Dear
FR0054	15-Jul-31	5.15	9.500%	111.99	6.701%	6.765%	111.72	-27	3.999	Dear
FR0091	15-Apr-32	5.91	6.375%	98.05	6.781%	6.784%	98.03	-1	4.806	Fair
FR0058	15-Jun-32	6.07	8.250%	107.26	6.769%	6.787%	107.17	-9	4.627	Fair
FR0074	15-Aug-32	6.24	7.500%	103.60	6.779%	6.790%	103.54	-5	4.861	Fair
FR0096	15-Feb-33	6.75	7.000%	100.91	6.827%	6.800%	101.05	15	5.218	Cheap
FR0065	15-May-33	6.99	6.625%	99.26	6.759%	6.804%	99.02	-24	5.505	Dear
FR0100	15-Feb-34	7.75	6.625%	98.67	6.847%	6.814%	98.86	19	5.860	Cheap
FR0068	15-Mar-34	7.82	8.375%	109.13	6.844%	6.815%	109.32	19	5.709	Cheap
FR0080	15-Jun-35	9.07	7.500%	104.28	6.857%	6.829%	104.48	20	6.372	Cheap
FR0103	15-Jul-35	9.16	6.750%	99.16	6.874%	6.829%	99.45	30	6.578	Cheap
<b>FR0108</b>	<b>15-Apr-36</b>	<b>9.91</b>	<b>6.500%</b>	<b>98.15</b>	<b>6.758%</b>	<b>6.836%</b>	<b>97.60</b>	<b>-54</b>	<b>7.139</b>	<b>Dear</b>
FR0072	15-May-36	9.99	8.250%	109.83	6.871%	6.836%	110.11	28	6.898	Cheap
FR0088	15-Jun-36	10.08	6.250%	96.04	6.800%	6.837%	95.77	-27	7.116	Dear
FR0045	15-May-37	10.99	9.750%	121.86	6.879%	6.843%	122.19	33	7.124	Cheap
FR0093	15-Jul-37	11.16	6.375%	96.85	6.781%	6.844%	96.37	-48	7.654	Dear
FR0075	15-May-38	11.99	7.500%	105.11	6.867%	6.849%	105.26	15	7.933	Cheap
FR0098	15-Jun-38	12.08	7.125%	102.14	6.861%	6.850%	102.23	9	7.825	Fair
FR0050	15-Jul-38	12.16	10.50%	130.11	6.814%	6.850%	129.76	-35	7.314	Dear
FR0079	15-Apr-39	12.91	8.375%	112.60	6.883%	6.854%	112.88	28	8.081	Cheap
FR0083	15-Apr-40	13.91	7.500%	105.39	6.890%	6.858%	105.69	30	8.645	Cheap
<b>FR0106</b>	<b>15-Aug-40</b>	<b>14.25</b>	<b>7.125%</b>	<b>102.45</b>	<b>6.851%</b>	<b>6.859%</b>	<b>102.38</b>	<b>-7</b>	<b>8.774</b>	<b>Fair</b>
FR0057	15-May-41	14.99	9.500%	125.04	6.807%	6.862%	124.45	-59	8.690	Dear
FR0062	15-Apr-42	15.91	6.375%	95.15	6.881%	6.865%	95.30	15	9.668	Cheap
FR0092	15-Jun-42	16.08	7.125%	102.52	6.863%	6.865%	102.50	-2	9.293	Fair
FR0097	15-Jun-43	17.08	7.125%	102.62	6.861%	6.868%	102.55	-7	9.603	Fair
FR0067	15-Jul-43	17.16	8.750%	118.57	6.914%	6.868%	118.78	21	9.257	Cheap
<b>FR0107</b>	<b>15-Aug-45</b>	<b>19.25</b>	<b>7.125%</b>	<b>102.91</b>	<b>6.849%</b>	<b>6.873%</b>	<b>102.65</b>	<b>-26</b>	<b>10.33</b>	<b>Dear</b>
FR0076	15-May-48	22.00	7.375%	105.58	6.878%	6.878%	105.59	1	11.08	Fair
FR0089	15-Aug-51	25.25	6.875%	99.16	6.945%	6.883%	99.90	74	11.64	Cheap
FR0102	15-Jul-54	28.17	6.875%	99.39	6.924%	6.886%	99.86	47	12.05	Cheap
FR0105	15-Jul-64	38.18	6.875%	99.72	6.895%	6.893%	99.75	3	13.11	Fair

Source: Bloomberg, Shinhan Sekuritas Indonesia & NSS Model Calculation





Research Team		
<b>Helmi Therik, FRM</b>	Head of Research	<a href="mailto:helmi@shinhan.com">helmi@shinhan.com</a>
<b>Billy Ibrahim Djaya</b>	Research Analyst	<a href="mailto:billy.ibrahim@shinhan.com">billy.ibrahim@shinhan.com</a>
<b>Muhammad Adra Wijasena</b>	Fixed Income Analyst	<a href="mailto:adra.wijasena@shinhan.com">adra.wijasena@shinhan.com</a>

Office
<p><b>PT. Shinhan Sekuritas Indonesia</b> Member of Indonesia Stock Exchange</p>
<p><b>Head Office :</b> Equity Tower Floor. 50 Sudirman Central Business District Lot 9 Jl. Jend. Sudirman Kav. 52-53 Senayan Jakarta 12920 Indonesia Telp.: (+62-21) 80869900 Fax : (+62-21) 22057925</p>

**Disclaimer:** All opinions and estimates included in this report constitute our judgments as of the date of this report and are subject to changes without notice. This information has been compiled from sources we believe to be reliable, but we do not hold ourselves responsible for its completeness or accuracy. It is not an offer to sell or solicitation of an offer to buy any securities. Clients should consider whether it is suitable for their particular circumstances before acting on any opinions and recommendations in this report. This report is distributed to our clients only, and any unauthorized use, duplication, or redistribution of this report is prohibited.